

CROP REPORT

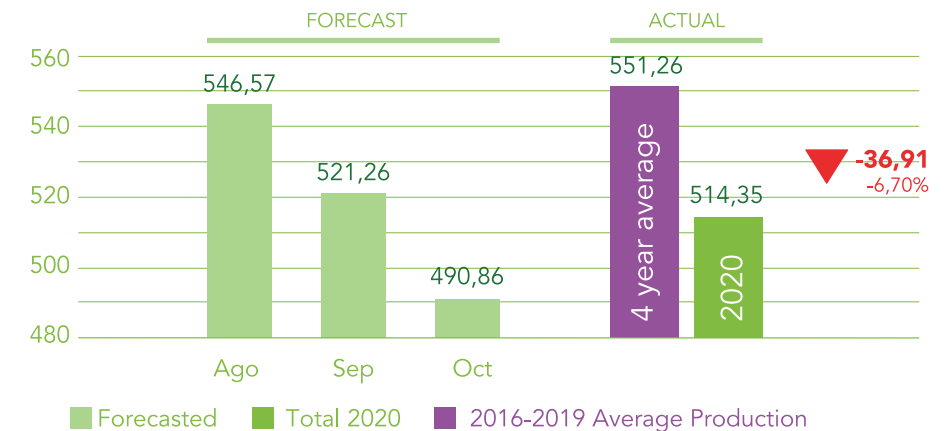
2020 TABLE OLIVES

Actual Production Vs. Forecasted Quantities and Vs. 4 Year Average Production



Industry Forecast vs Actual Production

(Thousands of tonnes)



Key Drivers



High temperatures



Very Low rainfall



COVID



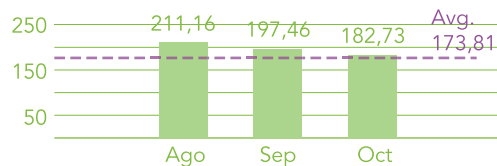
Food Chain Law

Industry Forecast per variety

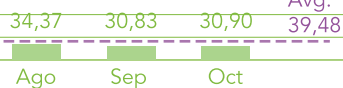
(thousands of tonnes)

■ Forecasted ---- 2016-2019 Average Production

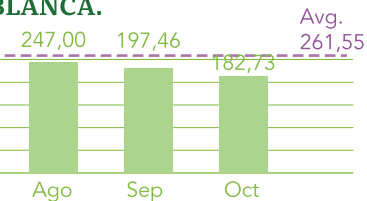
MANZANILLA.



GORDAL.



HOJIBLANCA.



Final 2020 Harvest Quantities per variety

(thousands of tonnes)

■ Total 2020 ■ 2016-2019 Average Production

